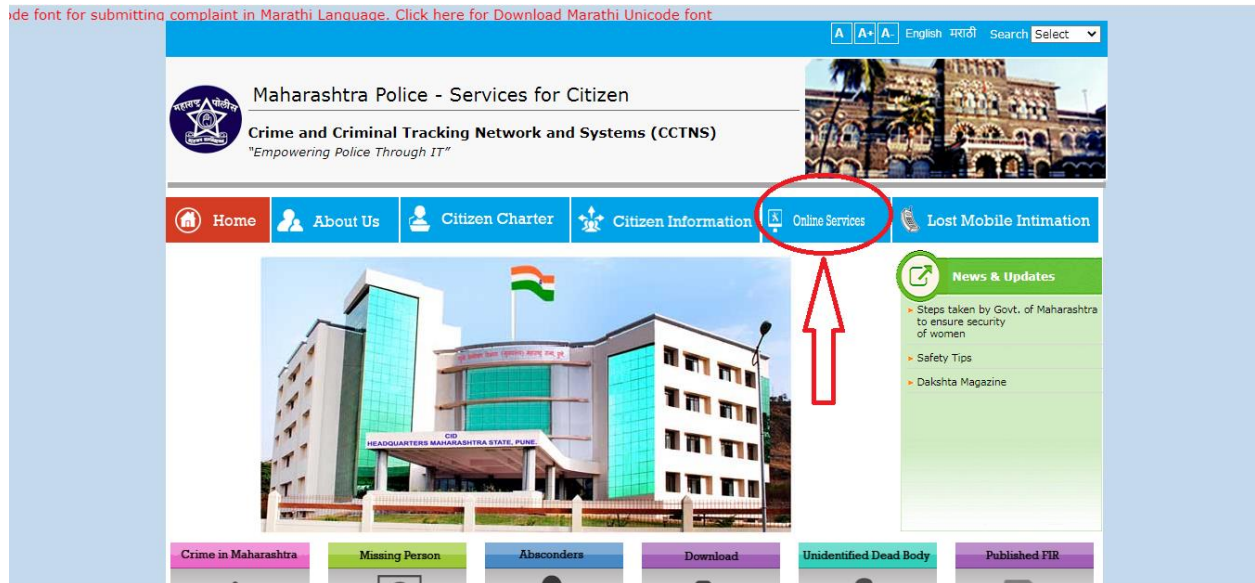


RESET PASSWORD USING REGISTER MOBILE NUMBER IN CITIZEN PORTAL

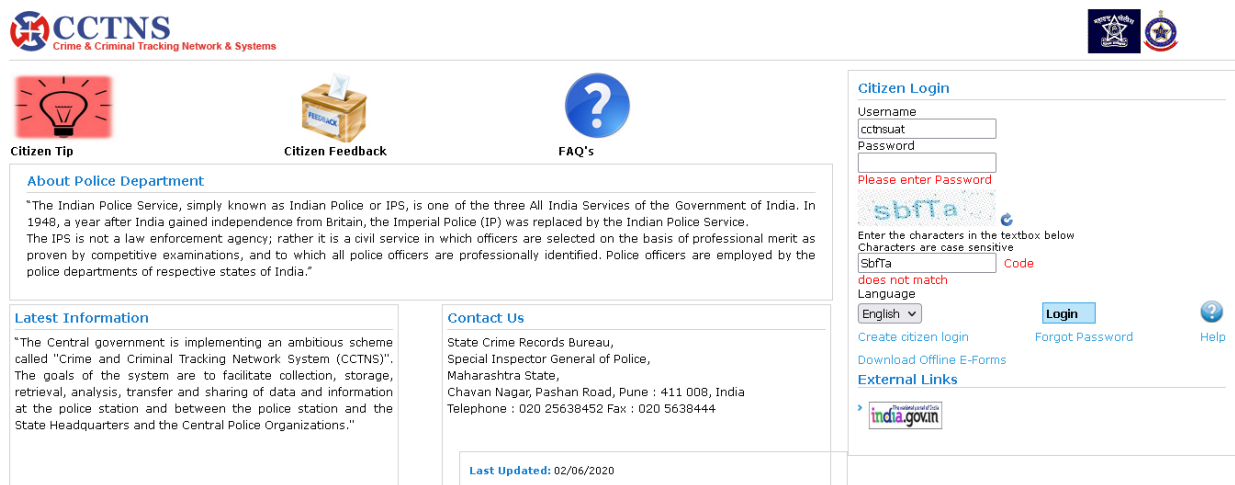
1. Enter below URL in into browser tab.

URL <https://citizen.mahapolice.gov.in/citizen/mh/index.aspx>

2. Home page will open. Clicked on Online Services Tab.



3. Login page will open.



4. Click on Forgot password link button.

CCTNS
Crime & Criminal Tracking Network & Systems

Citizen Tip **Citizen Feedback** **FAQ's**

About Police Department

"The Indian Police Service, simply known as Indian Police or IPS, is one of the three All India Services of the Government of India. In 1948, a year after India gained independence from Britain, the Imperial Police (IP) was replaced by the Indian Police Service. The IPS is not a law enforcement agency; rather it is a civil service in which officers are selected on the basis of professional merit as proven by competitive examinations, and to which all police officers are professionally identified. Police officers are employed by the police departments of respective states of India."

Latest Information

"The Central government is implementing an ambitious scheme called "Crime and Criminal Tracking Network System (CCTNS)". The goals of the system are to facilitate collection, storage, retrieval, analysis, transfer and sharing of data and information at the police station and between the police station and the State Headquarters and the Central Police Organizations."

Contact Us

State Crime Records Bureau,
Special Inspector General of Police,
Maharashtra State,
Chavan Nagar, Pashan Road, Pune : 411 008, India
Telephone : 020 25639452 Fax : 020 5638444

Citizen Login

Username
cctnsuat
Password
Please enter Password

sbfta
Enter the characters in the textbox below
Characters are case sensitive

Please enter code Code does not match
Language
English

Login Help

Create citizen login **Forgot Password** Click on Forgot Password

Download Offline E-Forms

External Links

India.gov.in

Last Updated: 02/06/2020

About Us | Privacy Policy | Hyperlink Policy | Copyright Policy | Disclaimer | Contact Us | Terms and Conditions

CAS CITIZEN Ver: 4.5.0
script_ doPostBack('lnkForgotPassword'); rds Bureau, Ministry of Home Affairs, Government of India. Best viewed at : 1024x768, IE 7, Firefox 3.6.3

5. Below screen will appear. Enter your register mobile number and click on Submit button.


Forgot Password

Mobile No*

Submit Close


Forgot Password

Mobile No*

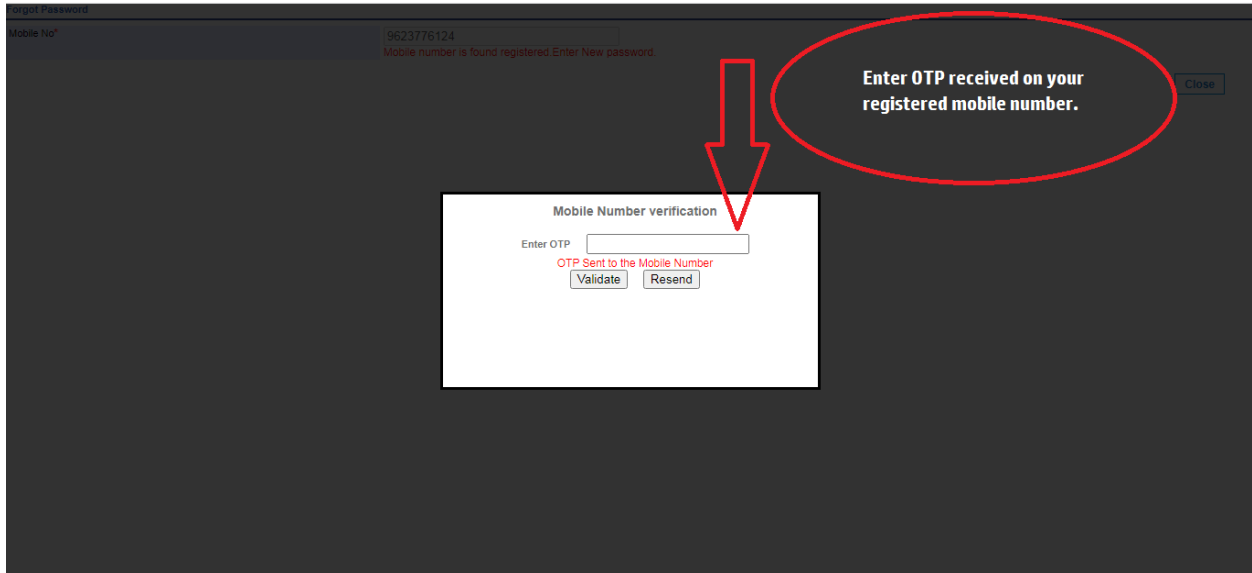
 **Enter Valid register mobile number in the above text box**

Forgot Password

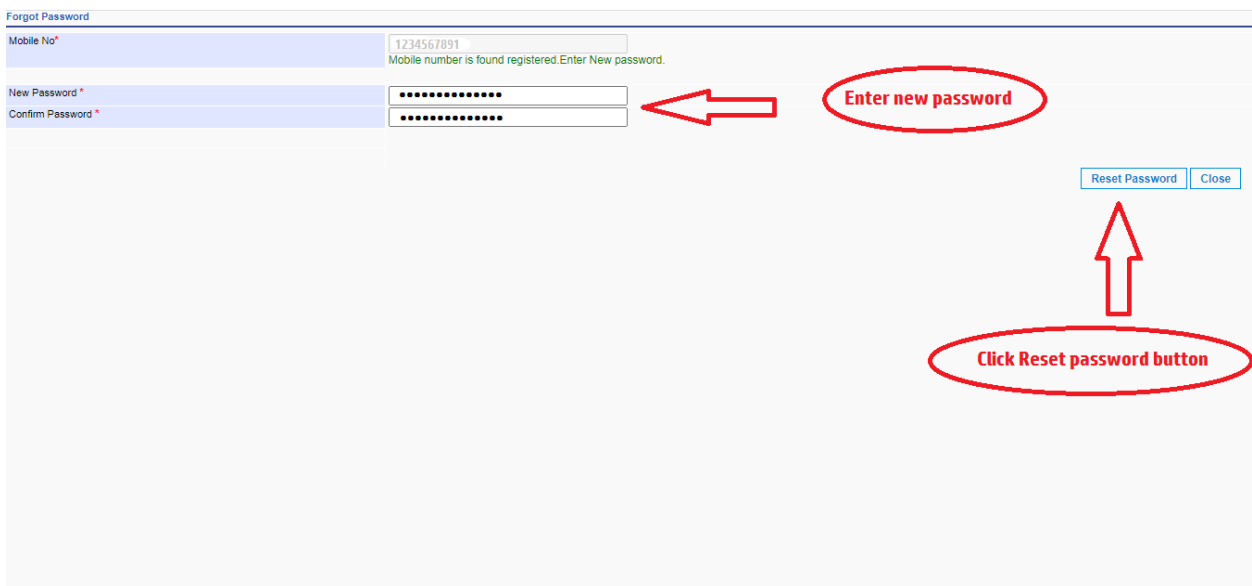
Mobile No*

 **Enter Submit button**

6. If user has register already then user will get OTP for forgot password on register mobile number.
7. Enter OTP in the below screen and click Validate button.



8. After Valid OTP checked system will allow user to reset password.



9. User need to type new and confirmed password, if its matched user will able to see successfully message after password reset button clicked.

10. You Will receive the updated credentials on your mobile number via SMS.

Mobile No*

1234567891

Your password reset successfully, and send to your register mobile number.

Close

Password reset successfully

**Click on close button
for go to login page.**